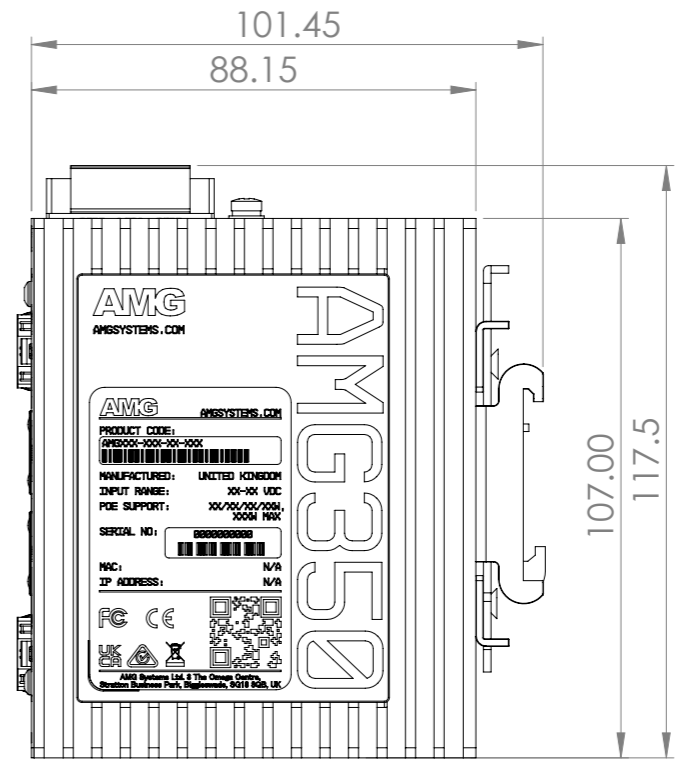
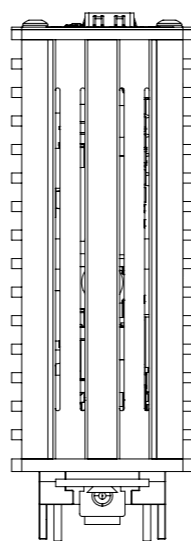
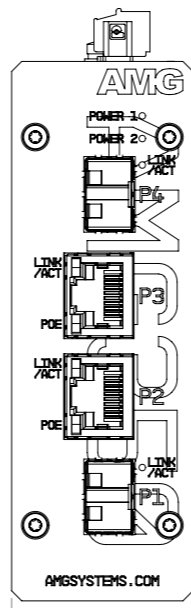
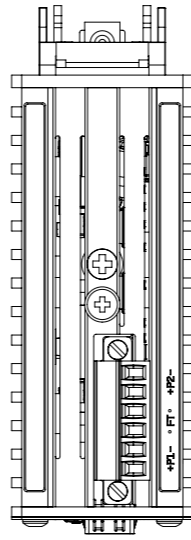
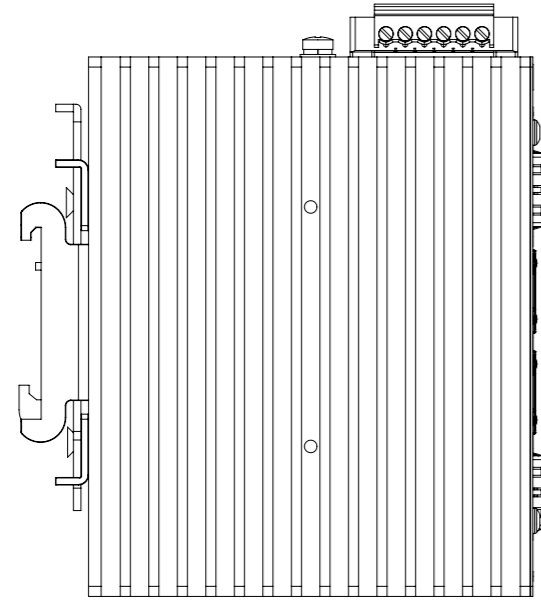


REVISION	DRN BY	DRN DATE	CHK BY	CHK DATE	CHANGE DESCRIPTION
01	JMc	19/09/23	TE	19/09/23	Initial drawing
-	-	-	-	-	-
-	-	-	-	-	-



36.0

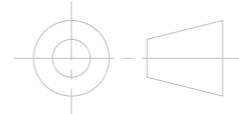
DEBURR AND BREAK SHARP EDGES
DO NOT SCALE DRAWING

UNLESS OTHERWISE SPECIFIED:
DIMENSIONS ARE IN MILLIMETERS
TOLERANCES:
LINEAR: +/- 0.1
ANGULAR: +/- 0.5

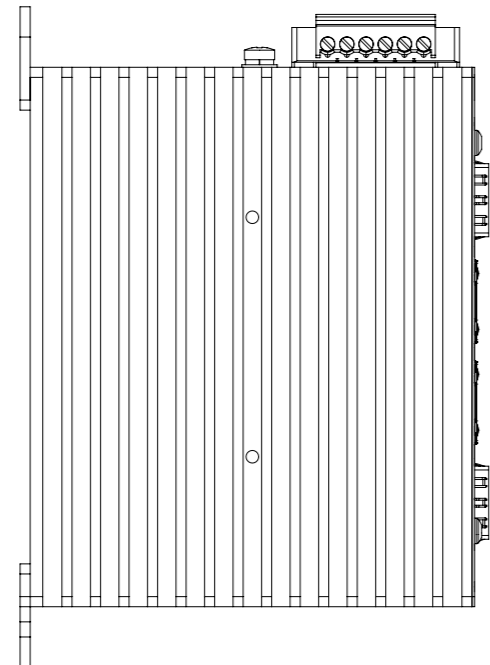
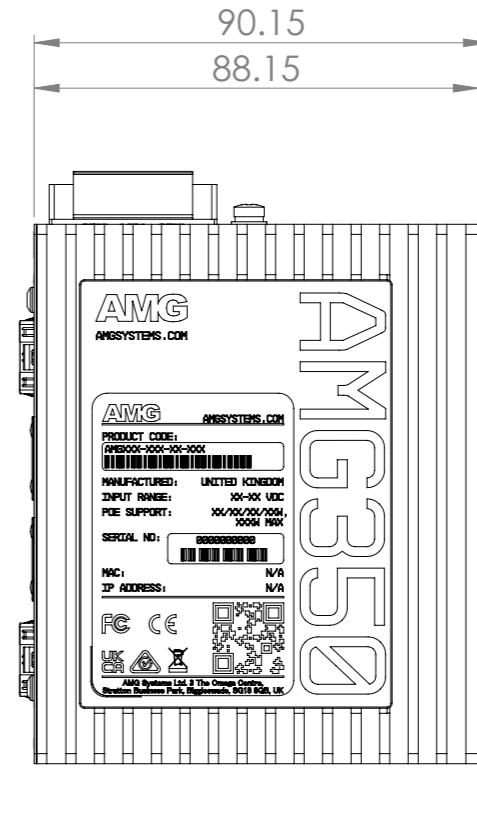
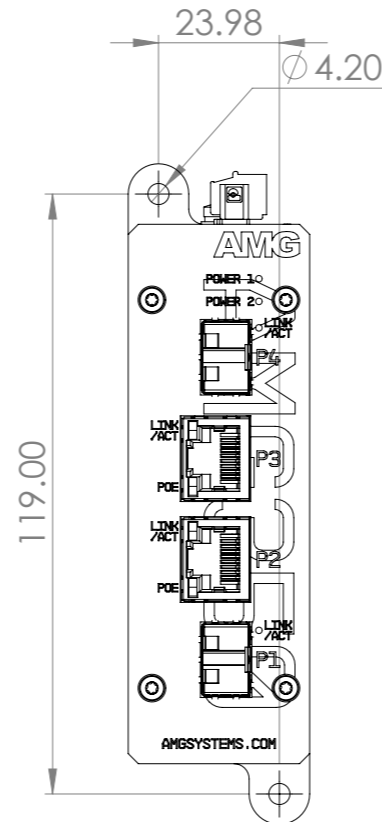
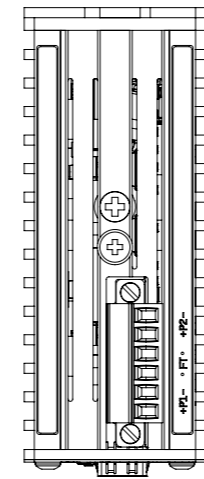


DWG NO. AMG250 2+2 DIMENSION DWG	
TITLE: H33629-01 AMG350-2XBT-2S-P180	
FINISH: Natural	REVISION 01
MATERIAL: _	A3
Document is property of AMG Systems Ltd and must not be shared, copied or printed without prior consent.	SHEET 1 OF 2

SCALE:1:1.5



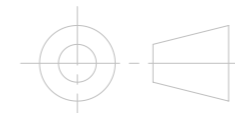
REVISION	DRN BY	DRN DATE	CHK BY	CHK DATE	CHANGE DESCRIPTION
01	JMc	19/09/23	TE	19/09/23	Initial drawing
-	-	-	-	-	-
-	-	-	-	-	-



DEBURR AND BREAK SHARP EDGES
DO NOT SCALE DRAWING

UNLESS OTHERWISE SPECIFIED:
DIMENSIONS ARE IN MILLIMETERS
TOLERANCES:
LINEAR: +/- 0.1
ANGULAR: +/- 0.5

DWG NO. H33629	
TITLE: H33629-01 AMG350-2XBT-2S-P180	
FINISH: Natural	REVISION 01
MATERIAL: -	A3
Document is property of AMG Systems Ltd and must not be shared, copied or printed without prior consent.	SHEET 2 OF 2



SCALE: 1:1.5